

Market Profile

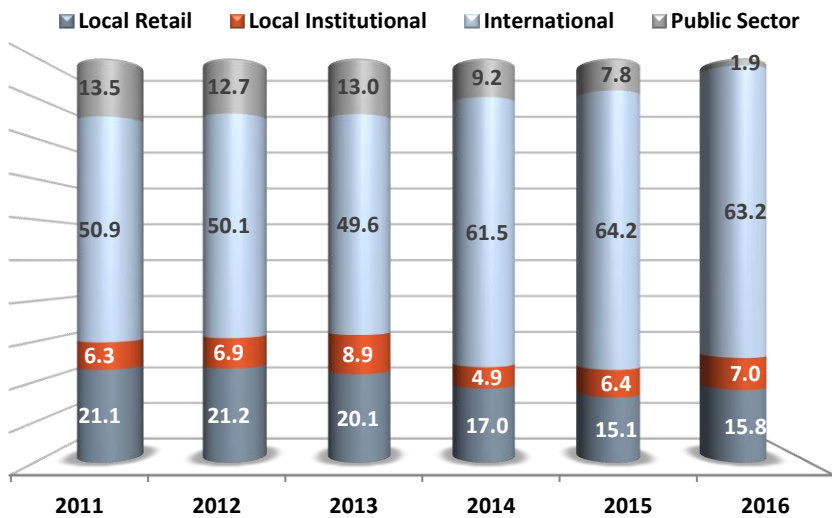
April 2016



-7.56% ATHEX Composite annual yield	€42.0 Total Market Capitalization (bil.)	€68.3 Daily Turnover in Equity Market (mil.)
--	---	---

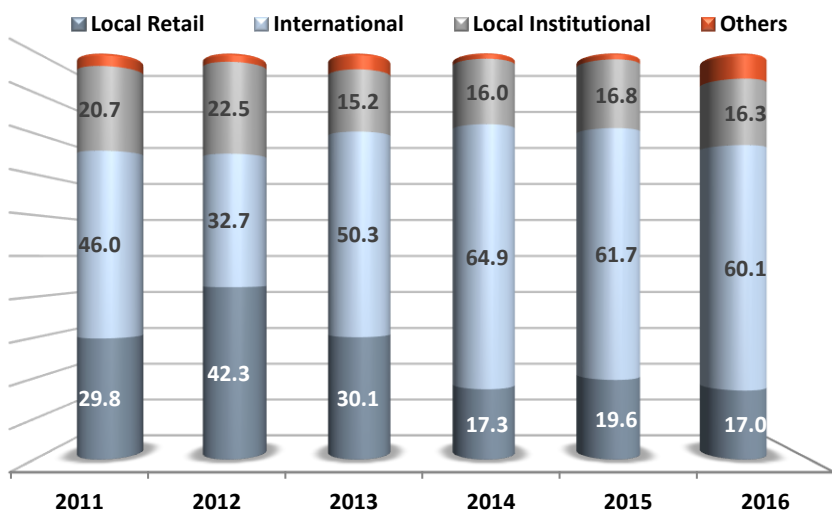
Investor Participation in the Cash Market

(as % of total market capitalization exluding HFSF)



Investor Participation in the Cash Market

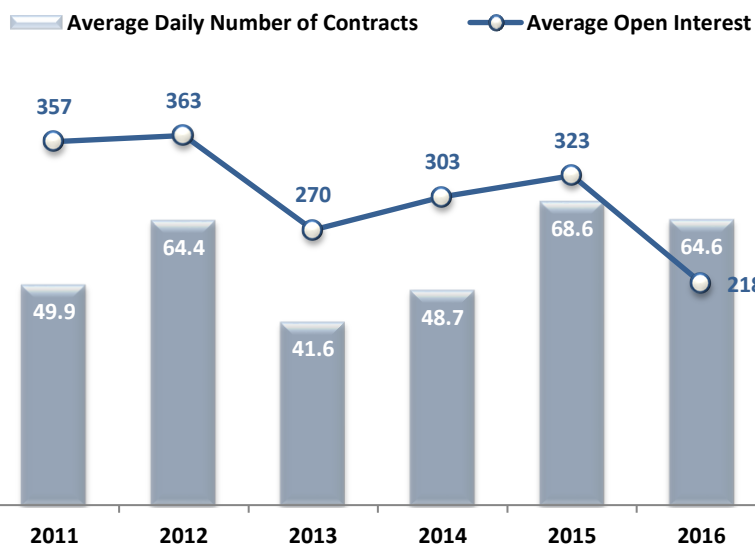
(as % of total trading activity)



Data as of 28/04/16

Trading Activity in the Derivatives Market

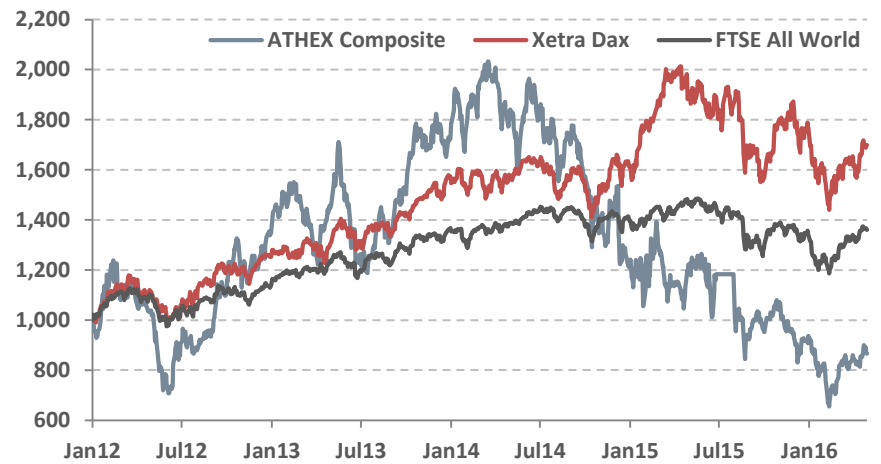
(thous. contracts)



Data as of 28/04/16

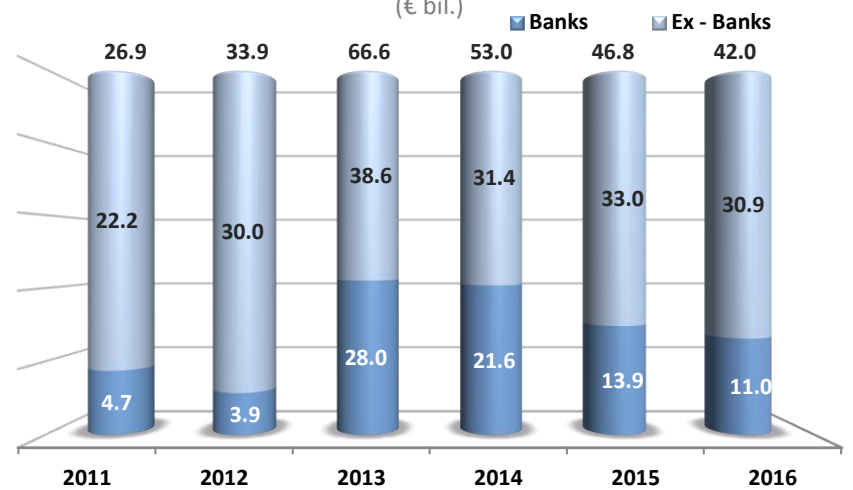
Indices Performance

(in 1,000 points common scale at 02/01/12)



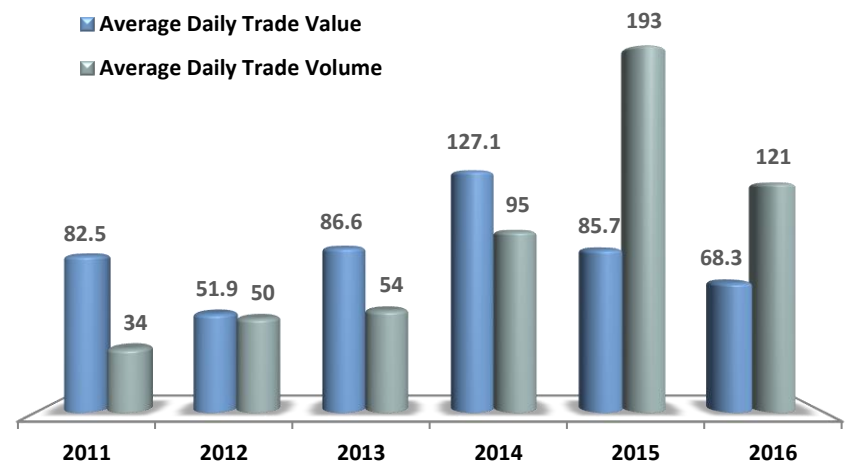
Market Capitalization

(€ bil.)



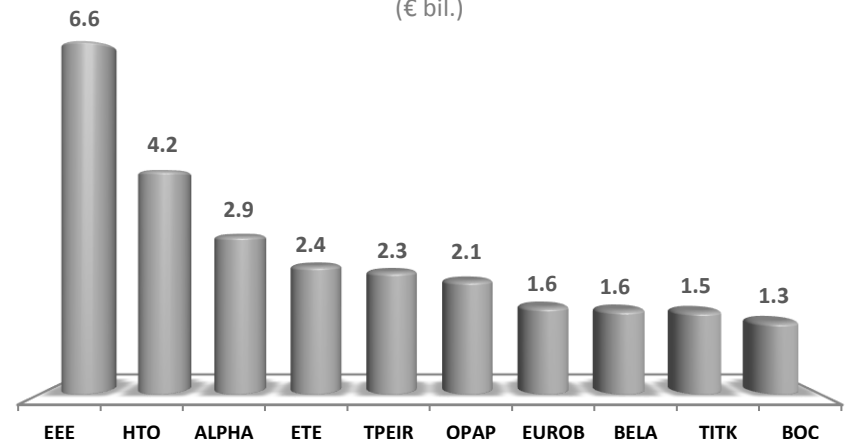
Market Liquidity

(€ mil., mil. shares)



Top 10 by Market Capitalization

(€ bil.)



Data as of 28/04/16

Market Profile



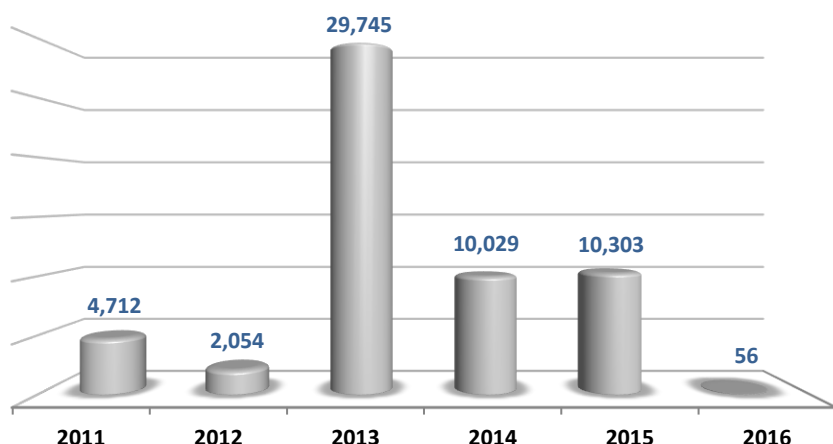
April 2016

Main Indicators

		2012	2013	2014	2015	2016
Market Capitalization	(€ bil.)	33.9	66.6	53.0	46.8	42.0
Average Trade Value	(€ mil.)	51.9	86.6	127.1	85.7	68.3
Average Trade Volume	(mil. shares)	49.5	53.6	95.2	192.9	120.6
Avg Num of Contracts	(ths cont.)	64.4	41.6	48.7	68.6	64.6
Composite Index Yield	(%)	+33.4	+28.1	-28.9	-23.6	-7.6
Number of Listed Companies		270	254	247	243	233

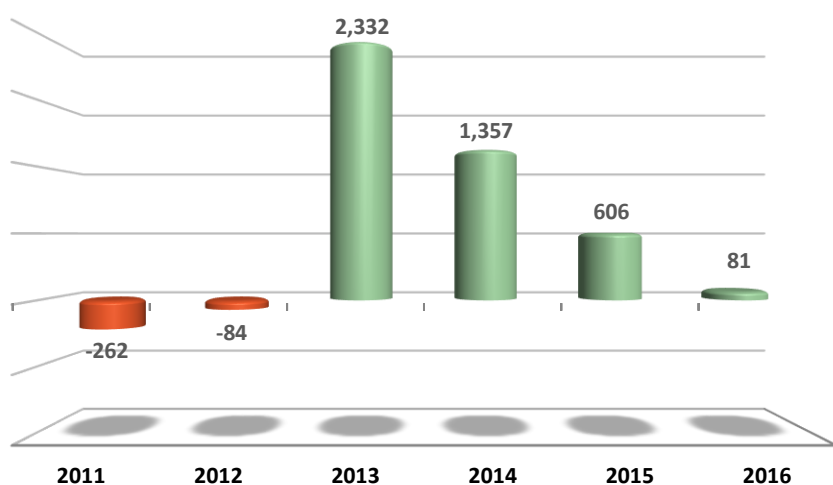
Capital Raised

(€ mil.)



Capital Flows from International Investors

(€ mil. Buys minus Sells)



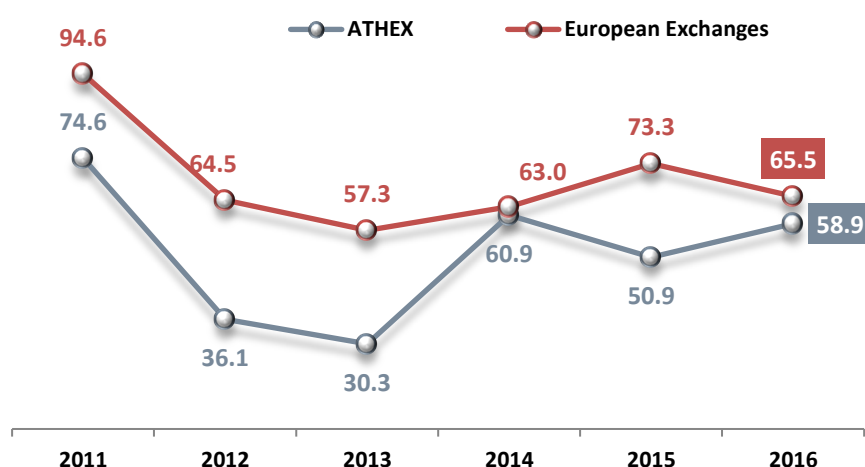
Data as of 28/04/16

Market Holidays

	2016	2017
New Year	Fri 1 January	---
Epiphany	Wed 6 January	Fri 6 January
Ash Monday	Mon 14 March	Mon 27 February
National Holiday	Fri 25 March	---
Good Friday (Catholic)	Fri 25 March	Fri 14 April
Easter Monday (Catholic)	Mon 28 March	Mon 17 April
Good Friday	Fri 29 April	Fri 14 April
Easter Monday	Mon 2 May	Mon 17 April
Labor Day	Tues 3 May	Mon 1 May
Whit Monday	Mon 20 June	Mon 5 June
Assumption Day	---	Tues 15 August
National Holiday	Fri 28 October	---
Christmas Eve	---	---
Christmas Day	---	Mon 25 December
Second Day of Christmas	Mon 26 December	Tues 26 December
New Year's Eve (Half Day)	---	---

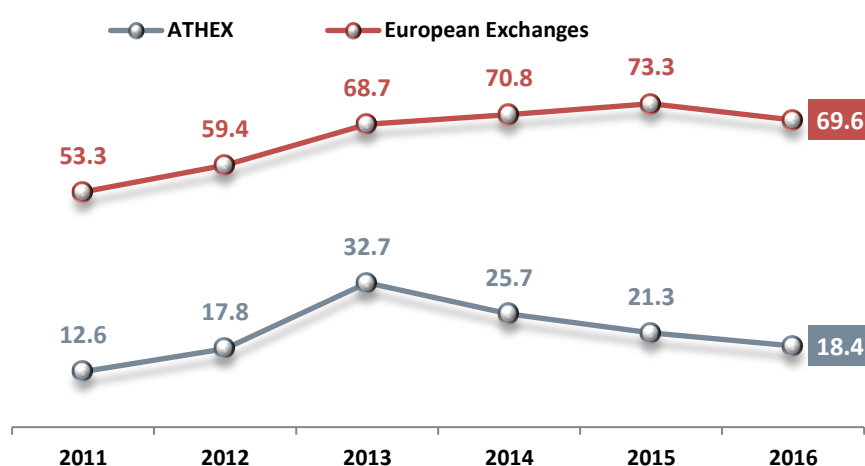
Turnover Velocity

(value traded vs market capitalization, %)



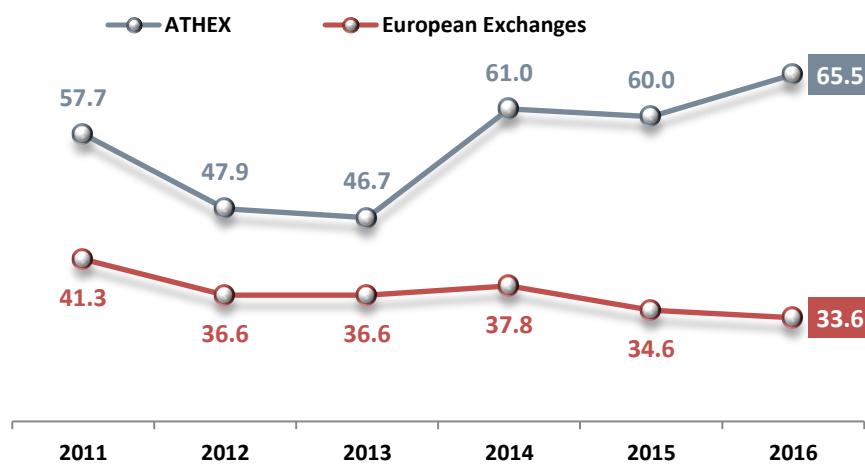
Market Capitalization vs GDP

(data in %)



Market Concentration

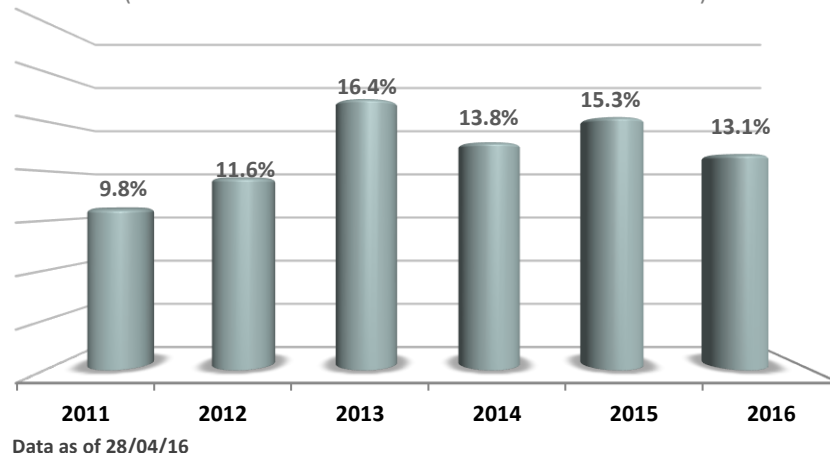
(data in %)



Data as of 28/04/16, European Exchanges = FESE Members

Off Exchange Transactions (OTC)

(value of OTC transactions vs ATHEX total trade value)



Data as of 28/04/16