



ATHEXGROUP
Athens Exchange Group

FTSE/ATHEX Global Traders Indexes Presentation

June 2017

Issuer support Division

Synopsis

About Global Trader Indices

Nutshells

The FTSE/ATHEX Global Trader indexes **FTSEGT & FTSEGT Plus** enables the monitoring the market performance of listed companies with **revenues from abroad greater than 20%** of their total revenues **deriving from activities abroad**, either in export or through production.

The indices highlights companies that combine:

- ✓ **Strong international orientation**
- ✓ **diversified revenue sources per geographically area, either in export or through production.**
- ✓ **free float greater than 15%**

Benefits

- **Attract fund managers** in order to focus on export-oriented companies that are considered as overyielding due to their high globalized activity .
- **Inform the investment community** about the growth margins of each company and the diversification of business risk through geographical dispersion.
- **Enhancing of market interest** to be more visible the investment opportunities in Greece.
- **Generation screening and development of new products ideas** such as investment tools (ETF, listed funds).

Basic principles of Calculation Methodology

Selection Universe

Companies in ATHEX Main Market which corporate in Greece & minimum free float 15%

Exclude :

Companies classified in the sectors Banks-Investments-Insurance

Constituents

Companies with portion of revenues from abroad greater than 20% of their total revenues

Capping

Free float Market Capitalization weight

upper limit is 20% for each company with a weight greater than 20% of the index weight

3 step capping process

Rank

Based on the percentage of company's total revenues deriving from activities abroad

Selection

FTSE/ATHEX Global Traders Index

- All companies with revenues from abroad greater than >20% of their total revenues

FTSE/ATHEX Global Traders Index Plus

- The first 30 companies with the higher portion of revenues

Characteristics FTSEGT

Index name	FTSE/ATHEX Global Traders Index
HELEX code	FTSEGT
Reuters code	.FTSEGT
Bloomberg code	FTSEGT
Constituents	All companies with revenues from abroad greater than 20% of their total revenues
Capitalisation type	Free float market capitalization weighted
Cap Weight	3 step capping process twice a year every June and December
Calculation frequency	Real time every 30''
Procedure	Data from companies' annual financial reports
Review	Annually every April
Valuation	After the close of business on the 3 rd Friday of June

FTSEGT Constituents

New composition from June 19th 2017

A/A	Company	Sector
1	CENTRIC HOLDINGS S.A.	Travel & Leisure
2	INTRALOT S.A. - INTEGRATED LOTTERY SYSTEMS & SERVICES	Travel & Leisure
3	GALAXIDI FISH FARMING S.A.	Food & Beverage
4	HALCOR S.A (FORMER VECTOR)	Basic Resources
5	TITAN CEMENT COMPANY S.A.	Construction & Materials
6	KARATZIS S.A.	Industrial Goods & Services
7	IKTINOS HELLAS S.A. - GREEK MARBLE INDUSTRY	Construction & Materials
8	THRACE PLASTICS CO.	Chemicals
9	FLEXOPACK S.A.	Industrial Goods & Services
10	NIREUS S.A.	Food & Beverage
11	SELONDA AQUACULTURE S.A.	Food & Beverage
12	FOLLI FOLLIE S.A.	Retail
13	AEGEAN AIRLINES S.A.	Travel & Leisure
14	METKA INDUSTRIAL - CONSTRUCTION S.A.	Industrial Goods & Services
15	KIRIACOLIS MEDITERRANEAN CRUISES SHIPPING S.A.	Travel & Leisure
16	SELECTED TEXTILE IND. ASSOC. S.A.	Personal & Household Goods
17	DROMEAS S.A. OFFICE FURNITURE INDUSTRY	Personal & Household Goods
18	GR. SARANTIS S.A.	Personal & Household Goods
19	NAFPAKTOS TEXTILE INDUSTRY S.A.	Personal & Household Goods
20	FIERATEX S.A.	Personal & Household Goods
21	F.G. EUROPE S.A.	Personal & Household Goods
22	PROFILE SYSTEMS & SOFTWARE SA	Technology
23	INFORM P. LYKOS S.A.	Industrial Goods & Services
24	ALUMIL ALUMINIUM INDUSTRY S.A.	Basic Resources
25	BIOKARPET S.A. INDUSTRIAL AND COMMERCIAL ENTERPRISES	Personal & Household Goods
26	HELLENIC PETROLEUM S.A.	Oil & Gas
27	MYTILINEOS HOLDINGS S.A.	Basic Resources
28	MEVACO S.A.	Industrial Goods & Services
29	INTRACOM S.A. HOLDINGS	Technology
30	CRETE PLASTICS S.A.	Chemicals

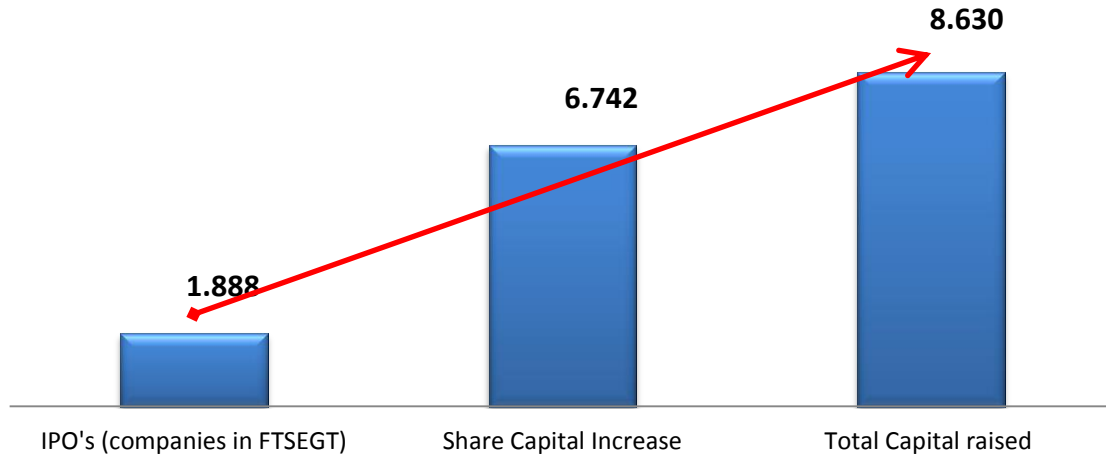
A/A	Company	Sector
31	ELINOIL HELLENIC PETROLEUM COMPANY S.A	Oil & Gas
32	MATHIOS REFRACTORY S.A.	Construction & Materials
33	MOTOR OIL (HELLAS) CORINTH REFINERIES SA	Oil & Gas
34	KORRES S.A. NATURAL PRODUCTS	Personal & Household Goods
35	EUROCONSULTANTS SA	Industrial Goods & Services
36	ELGEKA S.A.	Food & Beverage
37	J. & P. - AVAX S.A.	Construction & Materials
38	FOURLIS S.A.	Personal & Household Goods
39	PAPOUTSANIS S.A.	Personal & Household Goods
40	ELTON S.A.	Chemicals
41	Logismos INFORMATION SYSTEMS S.A.	Technology
42	ELLAKTOR S.A.	Construction & Materials
43	TERNA ENERGY S.A.	Utilities
44	PETROS PETROPOULOS S.A.	Industrial Goods & Services
45	DAIOS PLASTICS SA	Chemicals
46	EL. D. MOUZAKIS S.A.	Personal & Household Goods
47	DRUCKFARBEN HELLAS SA	Chemicals
48	THE HOUSE OF AGRICULTURE SPIROY S.A.	Chemicals
49	JUMBO S.A.	Personal & Household Goods
50	IDEAL GROUP S.A.	Technology
51	HELLENIC TELECOM. ORG.	Telecommunications
52	KTIMA KOSTAS LAZARIDIS S.A.	Food & Beverage
53	VOGIATZOGLOU SYSTEMS S.A.	Industrial Goods & Services
54	N. VARVERIS-MODA BAGNO S.A.	Construction & Materials
55	KRI-KRI MILK INDUSTRY SA	Food & Beverage
56	GEK TERNA HOLDING, REAL ESTATE, CONSTRUCTION S.A.	Construction & Materials
57	AUDIO VISUAL ENTERPRISES S.A.	Media
58	UNIBIOS HOLDINGS S.A.	Construction & Materials

Statistics FTSEGT

Significant Raised Capital through ATHEX

Raised capital through Athex

(in mil €)

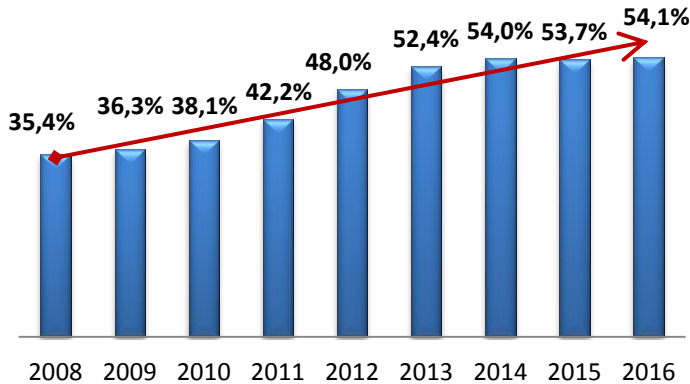


- The companies participating in Global Traders Index have raised €8.6 bil. through ATHEX.
- The 22% was raised as IPO while the remaining 78% as share capital Increase through payment in cash, held after the date of listing until to date.

Statistics FTSEGT– Revenues from abroad per year

Global
Trader
Index

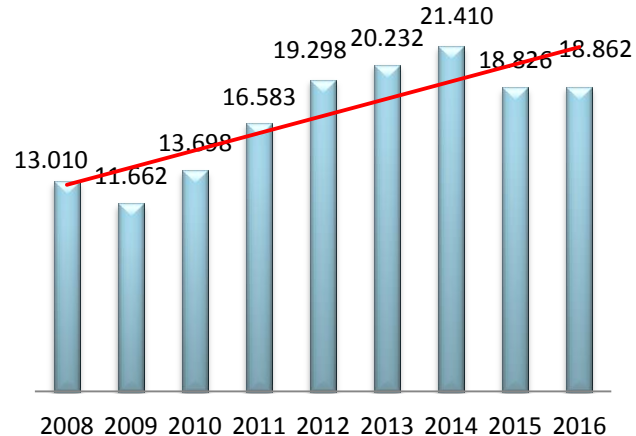
% Revenues from Abroad
(58 companies)



From 2008 to date, the percentage of revenue from abroad of companies that participate in FTSEGT **has an increase trend per year and from 2016 the percentage of revenues from abroad is closed to 54% of total revenues.**

Global
Trader
Index

Total revenues from abroad (in mil. €)
Annual rate



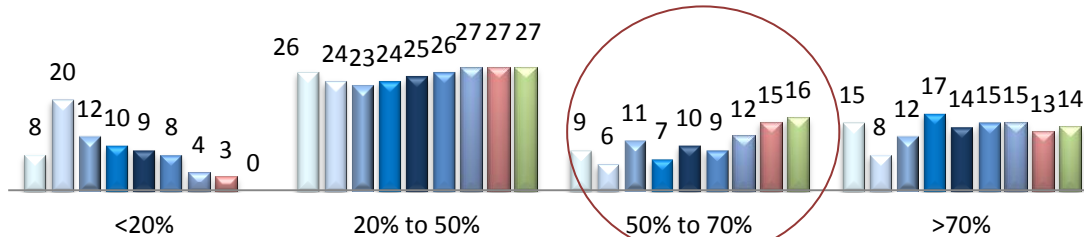
From 2008 to date, the percentage of revenue from abroad **has an increase trend, with Compound Annual Growth Rate (CAGR) at 4.8%.**

Revenues from abroad per revenue category

Global
Trader
Index

Number of companies
per revenue category & year

2008 2009 2010 2011 2012 2013 2014 2015 2016

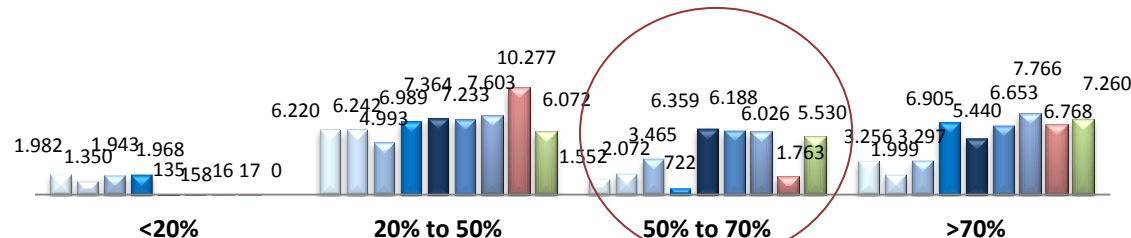


- Increase in the number of companies with revenues from abroad for the revenue category 50% to 70%.

Global Trader
Index

REVENUES FROM ABROAD (in mil. €)
per revenue category & year

2008 2009 2010 2011 2012 2013 2014 2015 2016

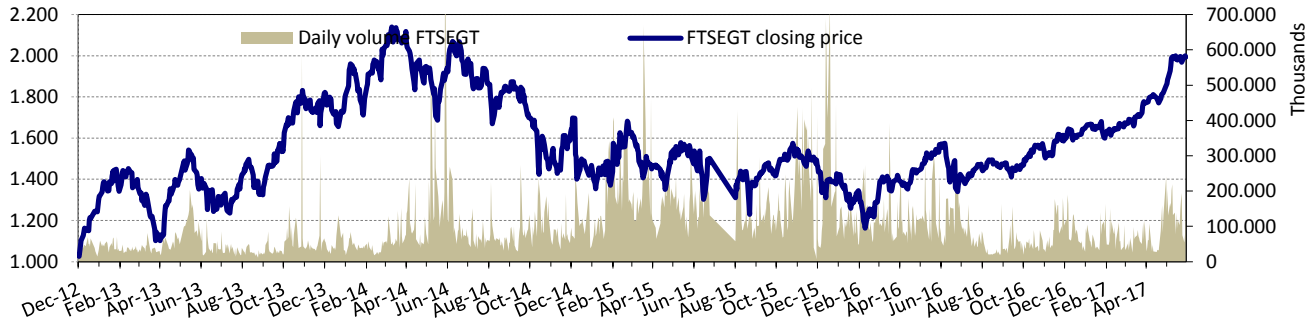


- Increasing trend of revenues from abroad for companies in the revenue category 50% to 70%.

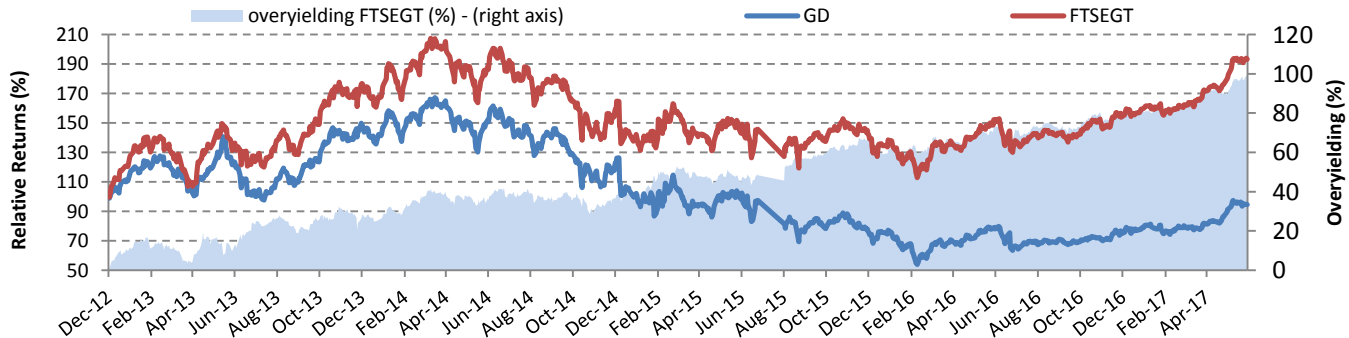
FTSEGT Historical data

Significant overyielding versus GD

FTSEGT Index Prices & Liquidity



Indexes Performance - Relative Returns GD & FTSEGT



FTSEGT Plus Characteristics

Index name	FTSE/ATHEX Global Traders Index Plus
HELEX code	FTSEGTI
Reuters code	.FTSEGTI
Bloomberg code	FTSEGTI
Constituents	The top 30 companies according to revenues split from abroad from the list of constituents of the FTSE /ATHEX Global Traders index and 10 reserve list companies
Capitalisation type	Free float market capitalization weighted
Cap Weight	3 step capping process twice a year every June and December
Calculation frequency	Real time every 30''
Procedure	Data from companies annual financial reports
Review	Annually every April
Valuation	After the close of business on the 3 rd Friday of June

FTSEGT Plus Constituents

New composition from June 19th 2017

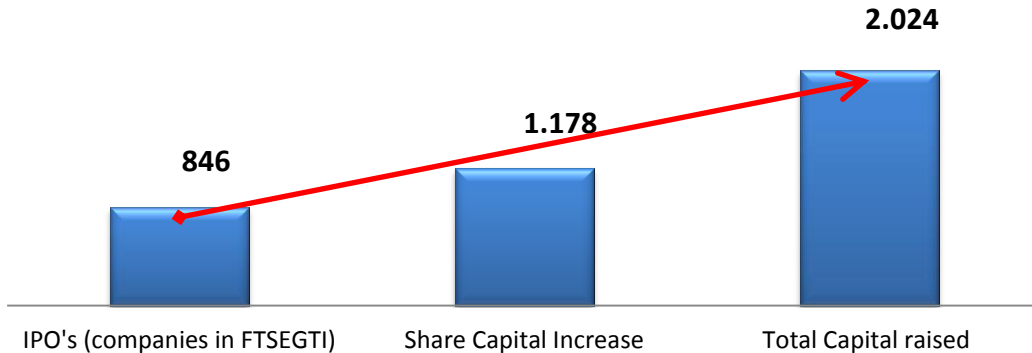
A/A	Trade code	Company		Sector
1	CENTR	CENTRIC HOLDINGS S.A.	5700	Travel & Leisure
2	INLOT	INTRALOT S.A.- INTEGRATED LOTTERY SYSTEMS & SERVICES	5700	Travel & Leisure
3	GMF	GALAXIDI FISH FARMING S.A.	3500	Food & Beverage
4	XAKO	HALCOR S.A (FORMER VECTOR)	1700	Basic Resources
5	TITK	TITAN CEMENT COMPANY S.A.	2300	Construction & Materials
6	KARTZ	KARATZIS S.A.	2700	Industrial Goods & Services
7	IKTIN	IKTINOS HELLAS S.A.- GREEK MARBLE INDUSTRY	2300	Construction & Materials
8	PLAT	THRACE PLASTICS CO.	1300	Chemicals
9	FLEXO	FLEXOPACK S.A.	2700	Industrial Goods & Services
10	NIR	NIREUS S.A.	3500	Food & Beverage
11	SELO	SELONDA AQUACULTURE S.A.	3500	Food & Beverage
12	FFGRP	FOLLI FOLLIE S.A.	5300	Retail
13	AEGN	AEGEAN AIRLINES S.A.	5700	Travel & Leisure
14	METKK	METKA INDUSTRIAL - CONSTRUCTION S.A.	2700	Industrial Goods & Services
15	KYRI	KIRIACOULIS MEDITERRANEAN CRUISES SHIPPING S.A.	5700	Travel & Leisure
16	EPIL	SELECTED TEXTILE IND. ASSOC. S.A.	3700	Personal & Household Goods
17	DROME	DROMEAS S.A. OFFICE FURNITURE INDUSTRY	3700	Personal & Household Goods
18	SAR	GR. SARANTIS S.A.	3700	Personal & Household Goods
19	NAYP	NAFPAKTOS TEXTILE INDUSTRY S.A.	3700	Personal & Household Goods
20	FIER	FIERATEX S.A.	3700	Personal & Household Goods
21	FGE	F.G. EUROPE S.A.	3700	Personal & Household Goods
22	PROF	PROFILE SYSTEMS & SOFTWARE SA	9500	Technology
23	LYK	INFORM P. LYKOS S.A.	2700	Industrial Goods & Services
24	ALMY	ALUMIL ALUMINIUM INDUSTRY S.A.	1700	Basic Resources
25	BIOKA	BIOKARPET S.A. INDUSTRIAL AND COMMERCIAL ENTERPRISES	3700	Personal & Household Goods
26	ELPE	HELLENIC PETROLEUM S.A.	500	Oil & Gas
27	MYTIL	MYTILINEOS HOLDINGS S.A.	1700	Basic Resources
28	MEVA	MEVACO S.A.	2700	Industrial Goods & Services
29	INTRK	INTRACOM S.A. HOLDINGS	9500	Technology
30	PLAKR	CRETE PLASTICS S.A.	1300	Chemicals

Statistics FTSEGT Plus

Significant Raised Capital through ATHEX

Raised capital through Athex

(in mil €)



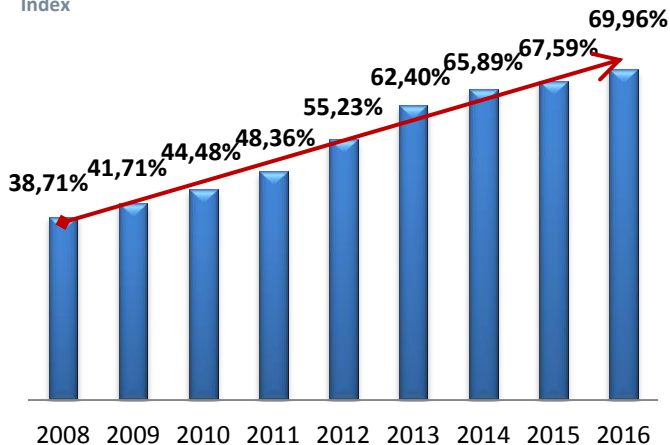
- The companies participating in Global Traders Index Plus have raised €2 bil. through ATHEX.
- The 42% was raised as IPO while the remaining 58% as share capital Increase through payment in cash, held after the date of listing until to date.

Statistics FTSEGT Plus

Increased Revenues from abroad per year

Global
Trader
Plus
Index

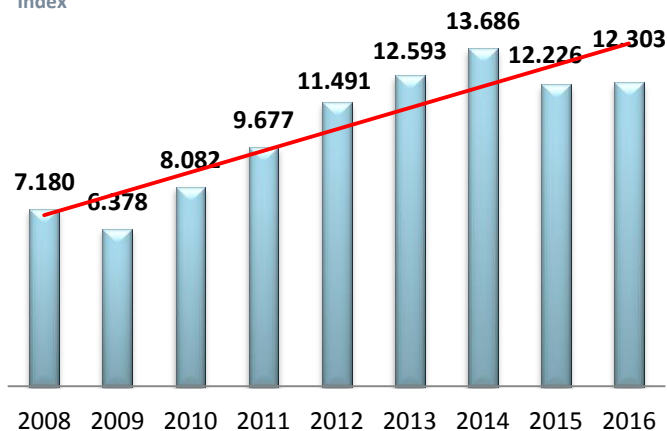
% Revenues from Abroad
(30 companies)



- From 2008 to date, **there is an increase trend per year** of the percentage of revenue from abroad of companies that participate in FTSEGT Plus and **in 2016 the percentage of revenues from abroad is closed to 70%.**

Global
Trader
Plus
Index

Total revenues from abroad (in mil. €)
Annual rate

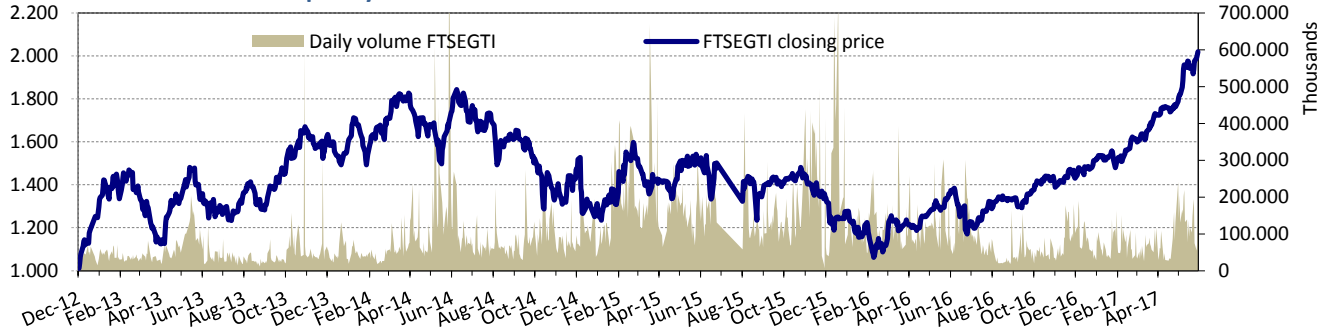


- From 2008 to date, there is **an increase trend** in the percentage of revenue from abroad, with **Compound Annual Growth Rate (CAGR) at 7%.**

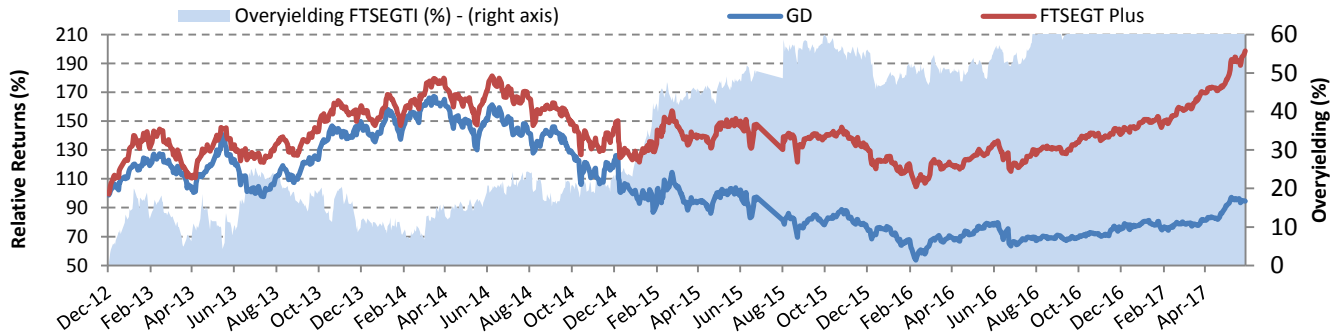
FTSEGT Plus Historical data

Significant overyielding versus GD

FTSEGT Plus Index Prices & Liquidity



Indexes Performance - Relative Returns GD & FTSEGT Plus



More info

The analytical Factsheets of the constituents of the FTSE/ATHEX Global traders Index and FTSE/ATHEX Global traders Index Plus are available in ATHEX group website

<http://www.athexgroup.gr/web/guest/companies-overview-factsheets>

The ground rules for the FTSE/ATHEX Global Traders & Global Traders Plus are available in website <http://www.athexgroup.gr/web/guest/index-information-ground-rules>

Telephone no : 210-33.66.800

Email: helpdesk@athexgroup.gr

Hellenic Exchanges – Athens Stock exchange S.A., 110 Athinon ave, 104 42, Athens, Greece