

# Market Profile

September 2017



ATHEX  
Athens Stock Exchange

**+17.40%**

ATHEX Composite  
Annual Yield

**€51.5**

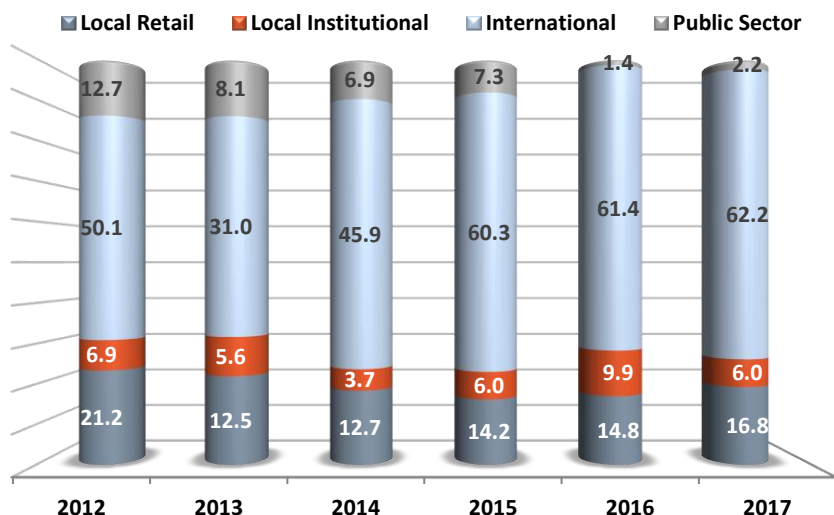
Total Market  
Capitalization (bil.)

**€60.5**

Daily Turnover in  
Equity Market (mil.)

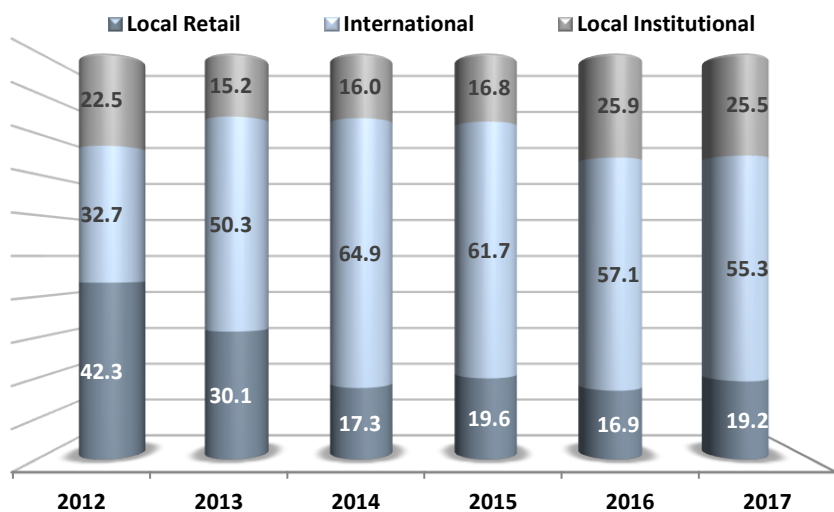
## Investor Participation in the Cash Market

(as % of total market capitalization)



## Investor Participation in the Cash Market

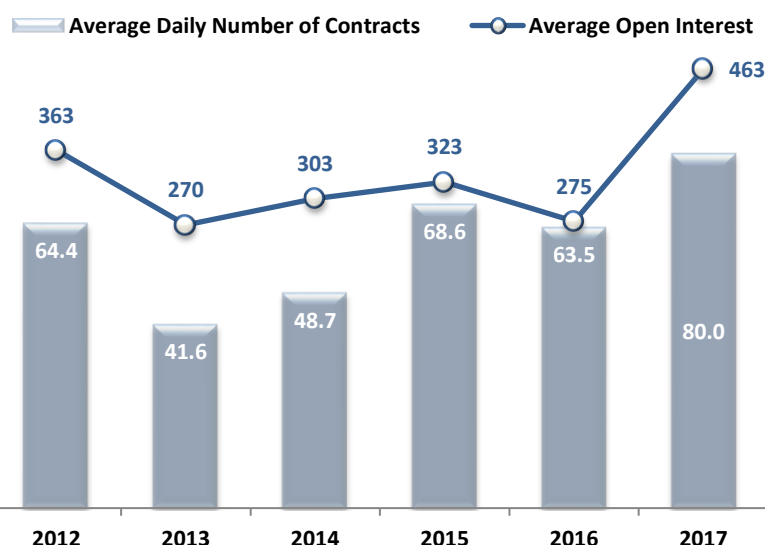
(as % of total trading activity)



Data as of 29/09/17

## Trading Activity in Derivatives Market

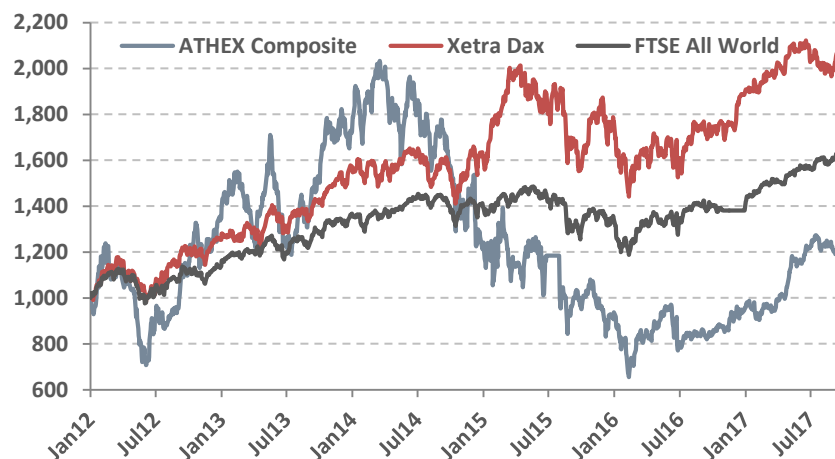
(thous. contracts)



Data as of 29/09/17

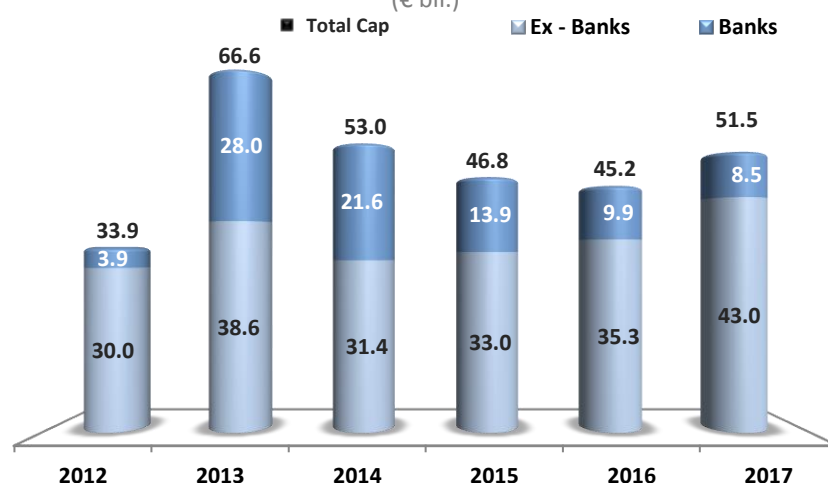
## Index Performance

(in common scale of 1,000 points at 02/01/12)



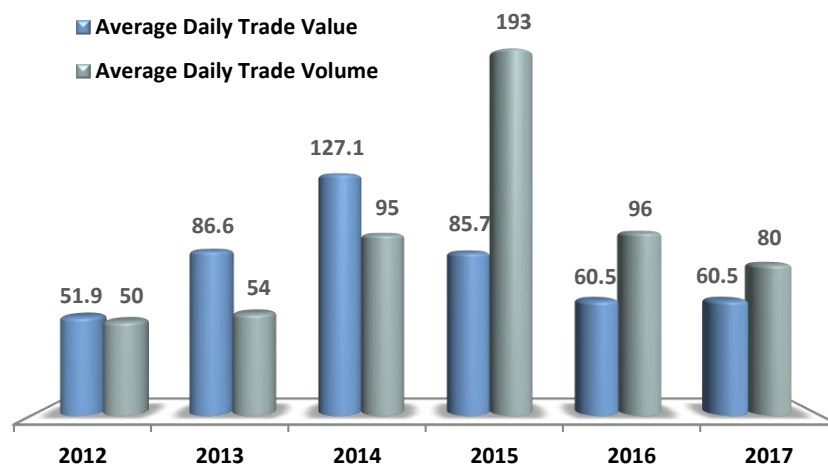
## Market Capitalization

(€ bil.)



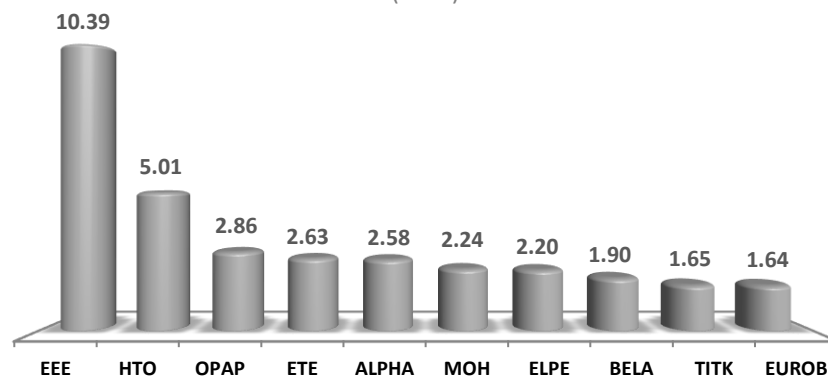
## Market Liquidity

(€ mil., mil. shares)



## Top 10 by Market Capitalization

(€ bil.)



Data as of 29/09/17

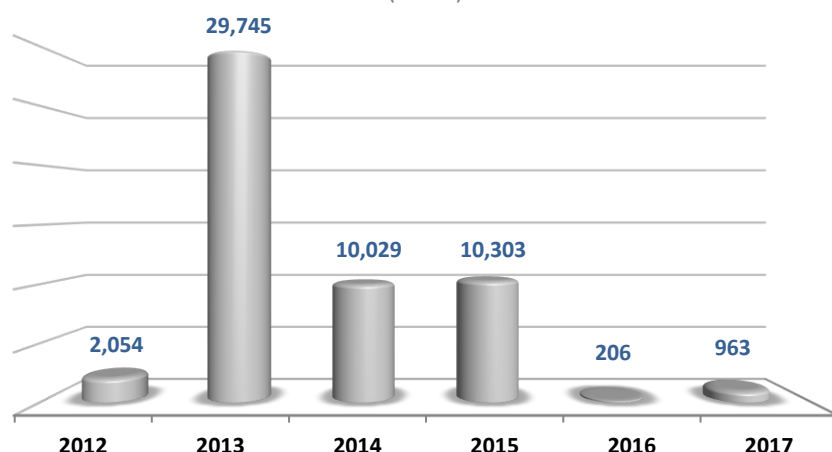
# Market Profile

## Main Indicators

		2013	2014	2015	2016	2017
Market Capitalization	(€ bil.)	66.6	53.0	46.8	45.2	51.5
Average Trade Value	(€ mil.)	86.6	127.1	85.7	60.5	60.5
Average Trade Volume	(mil. shares)	53.6	95.2	192.9	96.4	79.5
Avg Num of Contracts	(ths cont.)	41.6	48.7	68.6	63.5	80.0
Composite Index Yield	(%)	+28.1	-28.9	-23.6	+1.9	+17.4
Number of Listed Companies		254	247	243	221	210

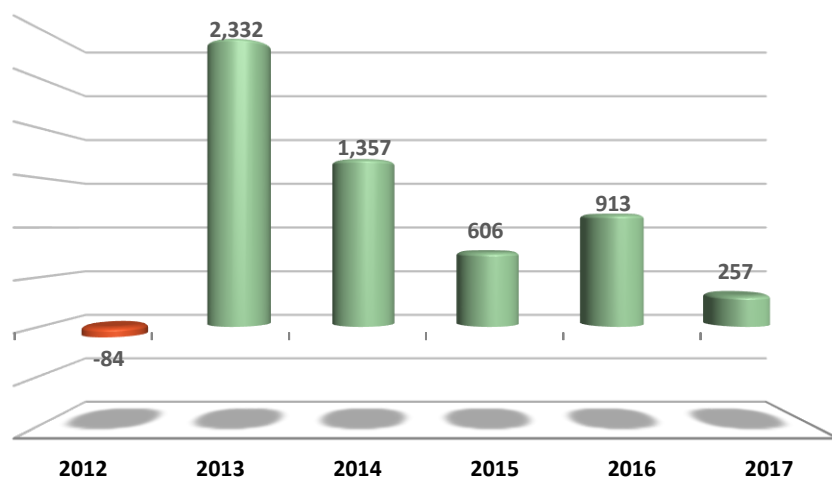
## Capital Raised

(€ mil.)



## Capital Flows from International Investors

(€ mil. Buys minus Sells)



Data as of 29/09/17

## Market Holidays

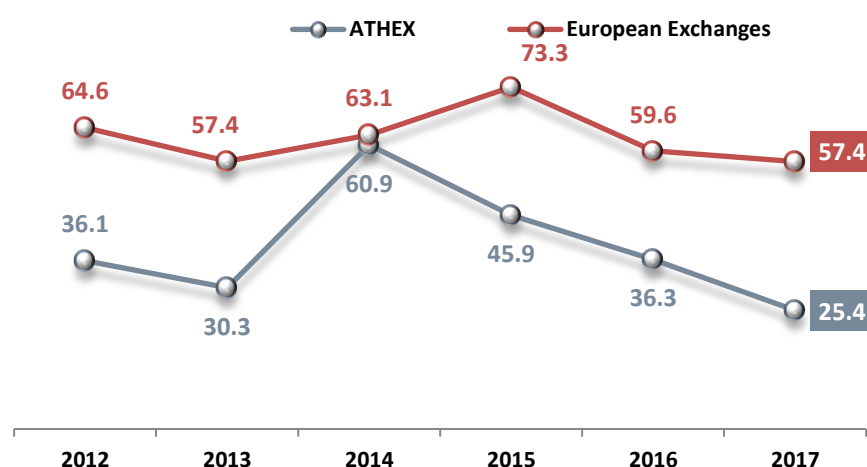
	2017	2018
New Year	---	Mon 1 January
Epiphany	Fri 6 January	---
Ash Monday	Mon 27 February	Mon 19 February
National Holiday	---	---
Good Friday (Catholic)	Fri 14 April	Fri 30 March
Easter Monday (Catholic)	Mon 17 April	Mon 2 April
Good Friday	Fri 14 April	Fri 6 April
Easter Monday	Mon 17 April	Mon 9 April
Labor Day	Mon 1 May	Mon 1 May
Whit Monday	Mon 5 June	Mon 28 May
Assumption Day	Tues 15 August	Wed 15 August
National Holiday	---	---
Christmas Day	Mon 25 December	Tues 25 December
Second Day of Chistmas	Tues 26 December	Wed 26 December

September 2017



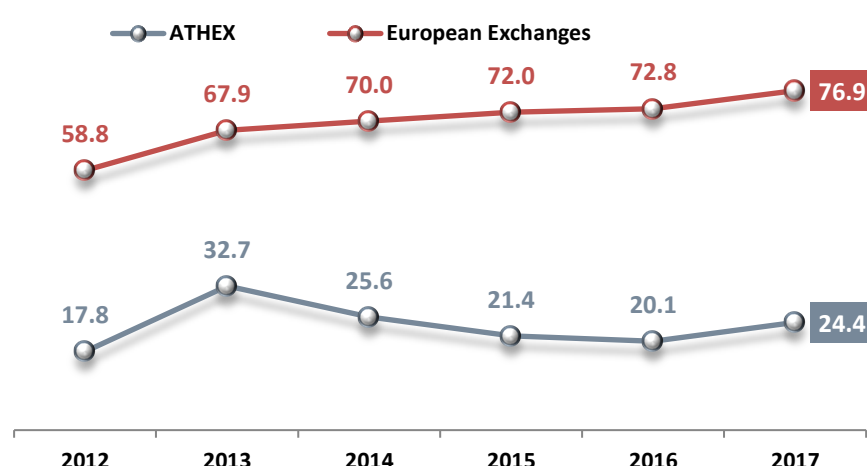
## Turnover Velocity

(value traded vs market capitalization, %)



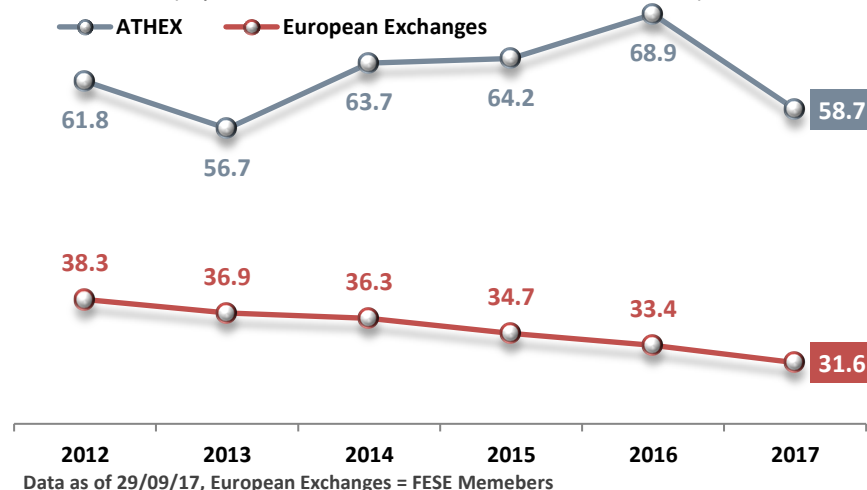
## Market Capitalization vs GDP

(data in %)



## Market Concentration

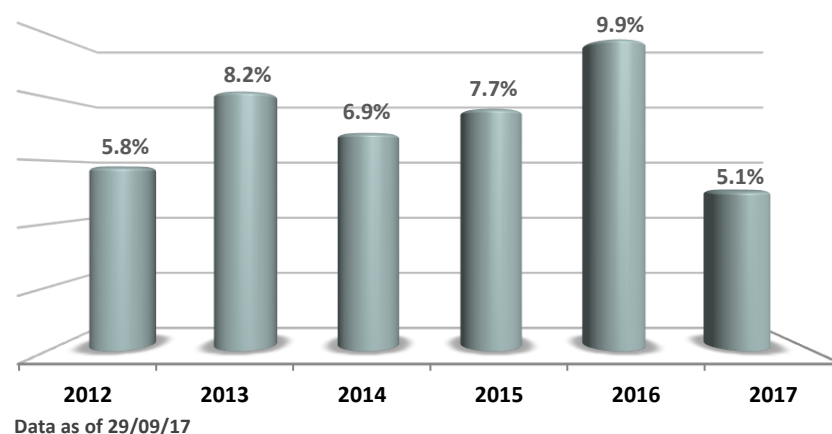
(top 5 most traded shares, % of total trade value)



Data as of 29/09/17, European Exchanges = FESE Members

## Off Exchange Transactions (OTC)

(value of OTC simple transactions vs ATHEX total trade value)



Data as of 29/09/17