

April 11, 2018

## AξΙΑnumbers Monthly Publication


---

Athens Exchange Group (ATHEX Group) publishes its Monthly Statistics Bulletin for March 2018.

Summary of basic statistical information for March 2018:

- Total Athens Stock Exchange (ATHEX) capitalization closed up at €43.33 billion, decreased by 6.9% since the previous month. In case that HFSF was not counted there was a decrease of 6.4%.
- Capital inflows from foreign investors in the Greek capital, during March, exceeded outflows.
- Participation of foreign investors in the total market capitalization reached 66.4% - stable compared to the percentage at the end of previous month. In case the participation of HFSF capitalization is counted (€1,594.21 million or 3.7%), the participation of foreign investors amounts to 63.9% compared to 63.6% at the end of previous month increased by 0.5%.
- Total turnover €1.55 billion (increased by 25.1% compared to the previous month and increased by 62.3% compared to the same month of the previous year).
- Total number of securities transferred due to settlement of stock exchange transactions amounted at 1,070,240,468 items increased by 31.4% compared to last month (814,454,487 items) and decreased by 29.8% compared to March 2017 (1,524,509,402 items).
- Foreign investors in March 2018 constituted 58.4% of total turnover.
- Active investors' Accounts number reached 21.52 thousand (previous month: 18.69 thousand).
- 1,023 New investors' Accounts (previous month: 672 Accounts).
- Losses in the price of ATHEX Composite Share Price Index by 6.6% since the end of previous month.

**Transactions Value** in March 2018 reached **€1,546.73** million (see Chart 1), **increased by 25.1%** since the previous month when transactions value reached €1,235.99 million. Compared to the same month of the previous year when transactions value was €952.99 million marked an increase of 62.3%.



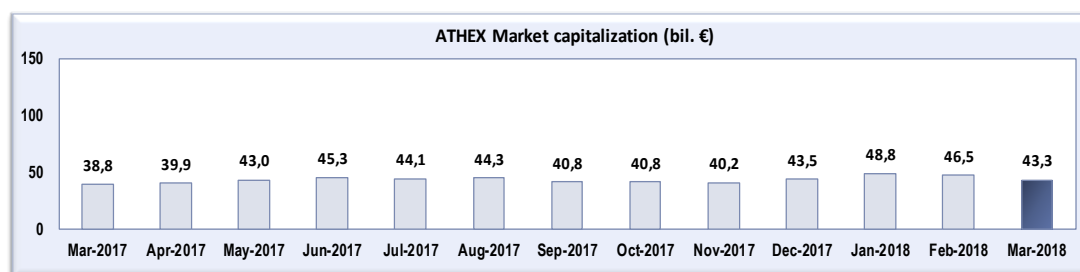
*Chart 1*

Correspondingly, **Average Daily Value (ADV) of Transactions** in March 2018 was **€73.65 million** which is **increased** compared to the previous month (€65.05 million) and increased compared to the same month of the previous year (€41.43 million).

The number of **Active Investors Accounts** for March **reached 21,520** accounts compared to 18,694 of the previous month (March 2017: 23,159).

In March 2018 there were **1,023 new Investor Accounts** created against the 672 new Accounts that had been created during the previous month.

**Market capitalization of the Athens Stock Exchange** by the end of March reached **€43.33 billion** (see Chart 2). Compared to capitalization at the end of the previous month, which was €46.52 billion, there was a decrease of 6.9%, whilst compared to market capitalization at the end of March 2017 which was €38.79 billion, the increase was 11.7%.



*Chart 2*

### Trade Analysis based on origin of investors

In March 2018, **international investors as a whole accounted for inflows which reached €243.84 mil.** The **largest inflows** derived from Non-Financial Corporations (€237.66 million), Deposit-taking Corporations (€40.75 million), Insurance Corporations (€9.70 million), Non-Profit Institutions serving Households (€3.85 million), Households (€2.35 million), while the **largest outflows** derived from Non-MMF Investment Funds (€41.99 million), Institutions and bodies of the European Union (€5.96 million), Money Market Funds (MMFs) (€2.18 million).

**Greek investors were net sellers by €243.93 million,** with **largest outflows** which related to Non-Financial Corporations (€225.81 million), Deposit-taking Corporations (€13.07 million), Other Financial Intermediaries except insurance corporations & pension funds (€11.57 million), Money Market Funds (MMFs) (€4.52 million), Insurance Corporations (€3.67 million), Non-MMF Investment Funds (€2.83 million) and **largest inflows** which related to Households (€17.24 million).

**International investors in March 2018 accounted for 58.4%** of the transactions' value (in the previous month they realized 53.6%, while in March 2017 they had accounted for 49.4% of the transactions' value).

**Greek Retail investors (households) in March 2018 accounted for 14.6%** of the transactions' value (in the previous month they realized 21.9% of the transactions' value, while in March 2017 they had accounted for 19.8% of the transactions' value). (see Chart 3)

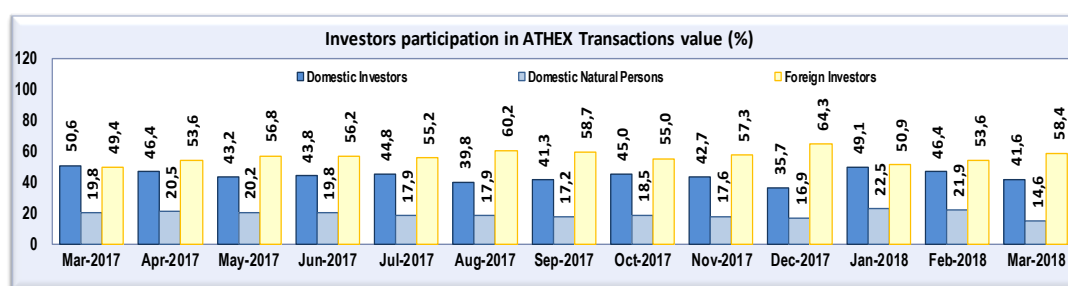
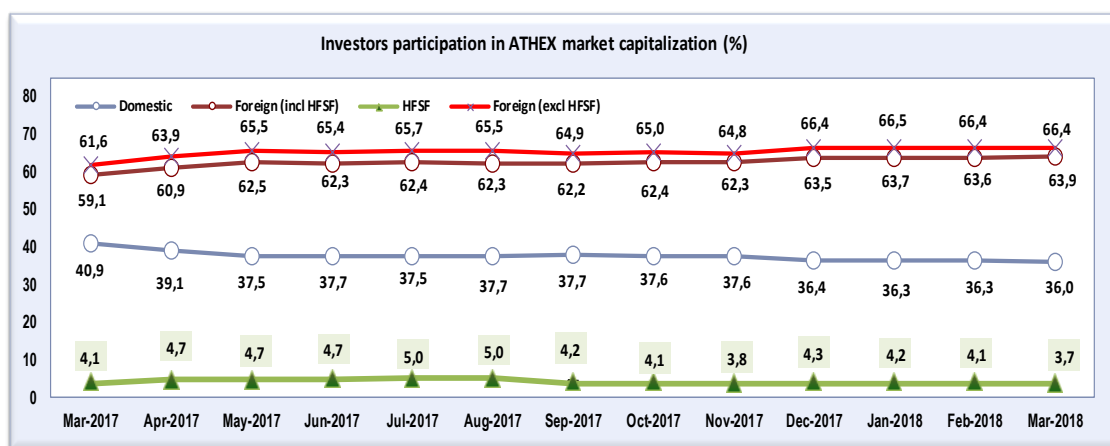


Chart 3

### Investors' Participation in the Athens Stock Exchange

**The participation of international investors** in the capitalization of the Greek Exchange at the end of the month -if HFSF participation was included- would account to **63.9%** against 63.6% that was at the end of February 2018, **increased by 0.5%**. If HFSF participation was not included the percentage would account to **66.4%** - stable compared to the percentage at the end of February 2018. At the end of March 2017, foreign investors' participation was 59.1% (with the HFSF participation) and 61.6% (without the HFSF participation). (see chart 4).

The **Greek investors** at the end of the month held **36.0% of the total capitalization** of the ATHEX listed stocks.



**Chart 4**

**Important Note:** In the chart above the percentage that remains refers to Other Not Identified Investors and it is below 2%.

---

**For more information:**

I. Chorianopoulou, Tel. 210 3366 565, e-mail: [I.Chorianopoulou@athexgroup.gr](mailto:I.Chorianopoulou@athexgroup.gr)

---

**Athens Exchange Publications**

---

Visit the relevant [link](#).

Tel: 210 33 66 565, E-mail: [Information-Services-Dpt@athexgroup.gr](mailto:Information-Services-Dpt@athexgroup.gr)



## About Athens Exchange Group

---

The **Athens Stock Exchange** since its establishment in 1876, consistently participate in the financial and business developments in the country.

Athens Exchange Group (ATHEX Group), provides support to the Greek Capital Market. ATHEX Group operates the organized Equities and Derivatives markets, the alternative market and performs clearing and settlement of trades.

The Athens Stock Exchange, through its markets, offers solutions and financing tools to businesses, expands investor choice by providing a safe, stable and easy environment in full alignment with international practices and the European regulatory framework. It has held the ISO 22301:2012 international standard for Business Continuity, for all its companies, including all its operations as well as the products & services it provides.

In a period that the role of stock markets in exploring alternative ways of financing business, at a European level, is significantly enhanced, the Athens Exchange Group has taken a series of initiatives to highlight the attractiveness of the Greek Capital Market and the Greek companies to the international investment community and expand the variety of investment opportunities.

Its shares are traded on the Main Market of the Athens Stock Exchange (Symbol: EXAE).

The profiles of the ATHEX Group and its markets can be downloaded from the [link](#). More information can be found in the website [www.athexgroup.gr](http://www.athexgroup.gr).

---