

September 6, 2018

AξΙΑnumbers Monthly Publication

Athens Exchange Group (ATHEX Group) publishes its Monthly Statistics Bulletin for August 2018.

Summary of basic statistical information for August 2018:

- Total Athens Stock Exchange (ATHEX) capitalization closed up at €41.17 billion, decreased by 3.6% since the previous month. In case that HFSF was not counted there was a decrease of 3.3%.
- Capital inflows from foreign investors in the Greek capital, during August, less outflows.
- Participation of foreign investors in the total market capitalization reached 66.4% compared to 66.8% at the end of previous month, decreased by 0.6%. In case the participation of HFSF capitalization is counted (€1,487.27 million or 3.6%) the participation of foreign investors amounts to 64.0% compared to 64.1% at the end of previous month decreased by 0.2%.
- Total turnover €0.80 billion (increased by 45.4% compared to the previous month and decreased by 11.1% compared to the same month of the previous year).
- Total number of securities transferred due to settlement of stock exchange transactions amounted at 423,634,646 items increased by 6.6% compared to last month (397,347,172) and decreased by 36.9% compared to August 2017 (671,288,140 items).
- Foreign investors in August 2018 constituted 60.7% of total turnover.
- Active investors' Accounts number reached 13.90 thousand (previous month: 12.58 thousand).
- 584 New investors' Accounts (previous month: 590 Accounts).
- Losses in the price of ATHEX Composite Share Price Index by 4.2% since the end of previous month.

Transactions Value in August 2018 reached **€800.55** million (see Chart 1), **increased by 45.4%** since the previous month when transactions value reached €550.73 million. Compared to the same month of the previous year when transactions value was €900.90 million marked a decrease of 11.1%.




Chart 1

Correspondingly, **Average Daily Value (ADV) of Transactions** in August 2018 was **€36.39 million** which is increased compared to the previous month (€25.03 million) and decreased compared to the same month of the previous year (€40.95 million).

The number of **Active Investors Accounts for August** reached **13,896** accounts compared to 12,584 of the previous month (August 2017: 13,742).

In August 2018 there were **584 new Investor Accounts** created against the 590 new Accounts that had been created during the previous month.

Market capitalization of the Athens Stock Exchange by the end of August reached **€41.17 billion** (see Chart 2). Compared to capitalization at the end of the previous month, which was €42.72 billion, there was a **decrease of 3.6%**, whilst compared to market capitalization at the end of August 2017 which was €44.29 billion, the decrease was 7.0%.

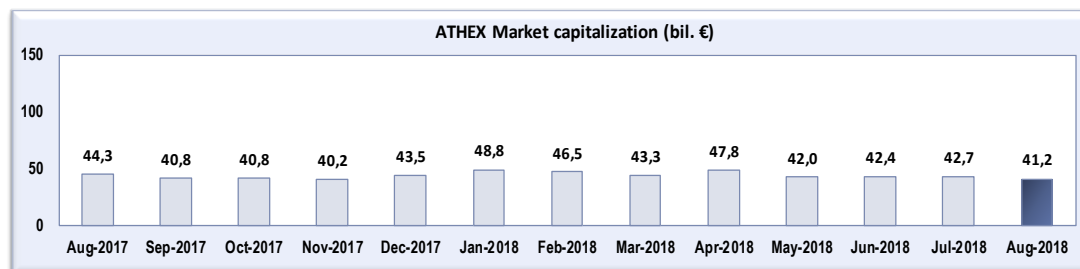


Chart 2

Trade Analysis based on origin of investors

In August 2018, **foreign investors as a whole accounted for outflows which reached €14.32 mil.** The **largest outflows** derived from Non-Financial Corporations (€19.92 million), Non-MMF Investment Funds (€12.31 million), Institutions and bodies of the European Union (€5.17 million), Households (€2.10 million), Money Market Funds (MMFs) (€1.30 million), while the **largest inflows** derived from Deposit-taking Corporations (€23.05 million), Non-Profit Institutions serving Households (€3.17 million).

Greek investors were net buyers by €14.33 million, with **largest inflows** which related to Non-Financial Corporations (€12.96 million), Households (€10.13 million), Money Market Funds (MMFs) (€3.75 million), Insurance Corporations (€1.34 million) and **largest outflows** which related to Other Financial Intermediaries except insurance corporations & pension funds (€10.59 million), Deposit-taking Corporations (€3.66 million).

Foreign investors in August 2018 accounted for 60.7% of the transactions' value (in the previous month they realized 52.4%, while in August 2017 they had accounted for 60.2% of the transactions' value).

Greek Retail investors (households) in August 2018 accounted for 15.3% of the transactions' value (in the previous month they realized 20.1% of the transactions' value, while in August 2017 they had accounted for 17.9% of the transactions' value). (see Chart 3)

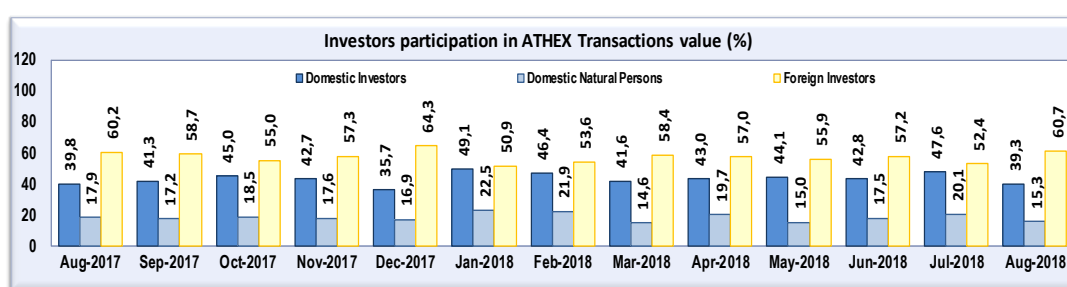


Chart 3

Investors' Participation in the Athens Stock Exchange

The participation of foreign investors in the capitalization of the Greek Exchange at the end of the month -if HFSF participation was included- would account to **64.0%**, **decreased** compared to the percentage of 64.1% that was at the end of July 2018. If HFSF participation was not included the percentage would account to 66.4% from 66.8% that was at the end of July 2018. At the end of August 2017, foreign investors' participation was 62.3% (with the HFSF participation) and 65.5% (without the HFSF participation). (see chart 4).

The **Greek investors** at the end of the month held **36.0%** of the total capitalization of the ATHEX listed stocks.

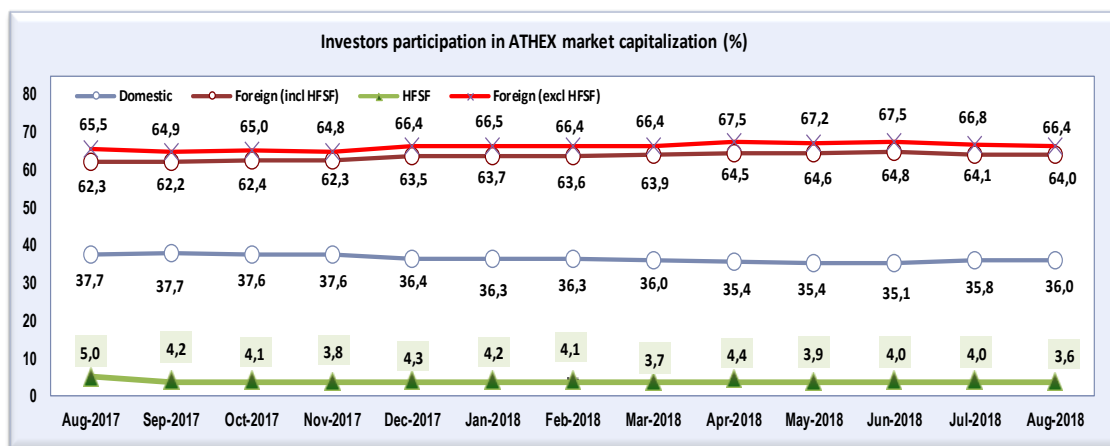


Chart 4

Important Note: In the chart above the percentage that remains refers to Other Not Identified Investors and it is below 2%.

For more information:

I. Chorianopoulou, Tel. 210 3366 565, e-mail: I.Chorianopoulou@athexgroup.gr

Athens Exchange Publications

Visit the relevant [link](#).

Tel: 210 33 66 565, E-mail: Information-Services-Dpt@athexgroup.gr



About Athens Exchange Group

The **Athens Stock Exchange** since its establishment in 1876, consistently participate in the financial and business developments in the country.

Athens Exchange Group (ATHEX Group), provides support to the Greek Capital Market. ATHEX Group operates the organized Equities and Derivatives markets, the alternative market and performs clearing and settlement of trades.

The Athens Stock Exchange, through its markets, offers solutions and financing tools to businesses, expands investor choice by providing a safe, stable and easy environment in full alignment with foreign practices and the European regulatory framework. It has held the ISO 22301:2012 foreign standard for Business Continuity, for all its companies, including all its operations as well as the products & services it provides.

In a period that the role of stock markets in exploring alternative ways of financing business, at a European level, is significantly enhanced, the Athens Exchange Group has taken a series of initiatives to highlight the attractiveness of the Greek Capital Market and the Greek companies to the foreign investment community and expand the variety of investment opportunities.

Its shares are traded on the Main Market of the Athens Stock Exchange (Symbol: EXAE).

The profiles of the ATHEX Group and its markets can be downloaded from the [link](#). More information can be found in the website www.athexgroup.gr.
