

February 6, 2019

Aξ|Anumbers Monthly Publication

Athens Exchange Group (ATHEX Group) publishes its Monthly Statistics Bulletin for January 2019.

Summary of basic statistical information for January 2019:

- Total Athens Stock Exchange (ATHEX) capitalization closed up at €36.67 billion, increased by 4.1% since the previous month. In case that HFSF was not counted there was an increase of 4.6%.
- Capital inflows from foreign investors in the Greek capital, during January, exceeded outflows.
- Participation of foreign investors in the total market capitalization reached 64.8% compared to 64.6% at the end of previous month, increased by 0.4%. In case the participation of HFSF capitalization is counted (€602.94 million or 1.6%) the participation of foreign investors amounts to 63.8% compared to 63.3% at the end of previous month increased by 0.8%.
- Total turnover €0.83 billion (increased by 9.9% compared to the previous month and decreased by 50.5% compared to the same month of the previous year).
- Total number of securities transferred due to settlement of stock exchange transactions amounted at 479,325,317 items increased by 8.1% compared to last month (443,250,352) and decreased by 61.2% compared to January 2018 (1,235,399,832 items).
- Foreign investors in January 2019 constituted 61.4% of total turnover.
- Active investors' Accounts number reached 14.17 thousand (previous month: 12.55 thousand).
- 569 New investors' Accounts (previous month: 427 Accounts).
- Profits in the price of ATHEX Composite Share Price Index by 3.5% since the end of previous month.

Transactions Value in January 2019 reached **€832.91** million (see Chart 1), **increased by 9.9%** since the previous month when transactions value reached €758.16 million. Compared to the same month of the previous year when transactions value was €1,681.46 million marked a decrease of 50.5%.

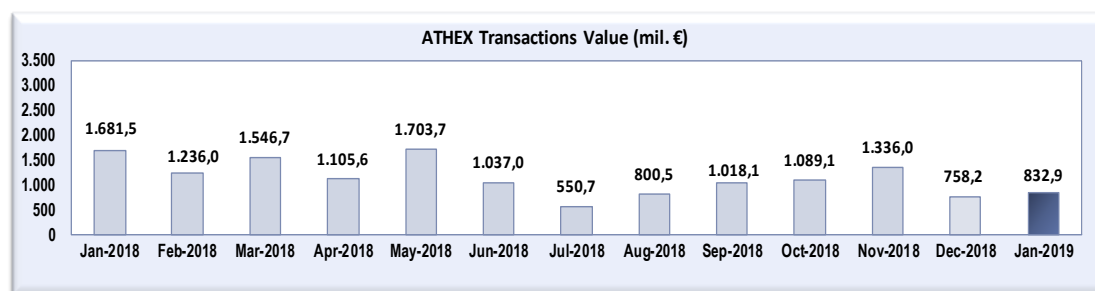


Chart 1

Correspondingly, **Average Daily Value (ADV) of Transactions** in January 2019 was **€37.86 million** which is decreased compared to the previous month (€42.12 million) and decreased compared to the same month of the previous year (€76.43 million).

The number of **Active Investors Accounts for January** reached **14,170** accounts compared to 12,545 of the previous month (January 2018: 21,767).

In January 2019 there were **569 new Investor Accounts** created against the 427 new Accounts that had been created during the previous month.

Market capitalization of the Athens Stock Exchange by the end of January reached **€36.67 billion** (see Chart 2). Compared to capitalization at the end of the previous month, which was €35.21 billion, there was an **increase of 4.1%**, whilst compared to market capitalization at the end of January 2018 which was €48.80 billion, the decrease was 24.9%.

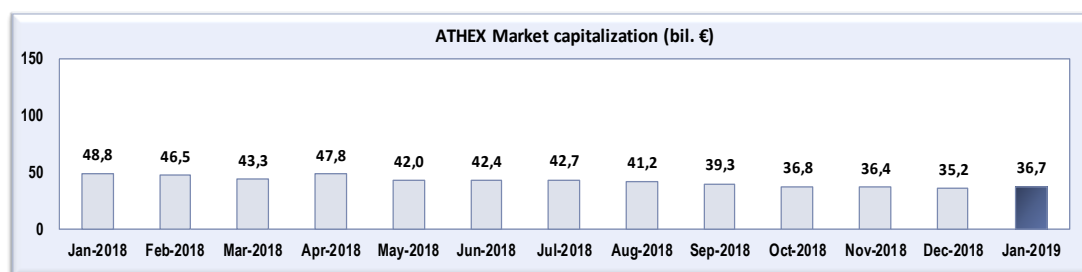


Chart 2

Trade Analysis based on origin of investors

In January 2019, **foreign investors as a whole accounted for inflows which reached €19.82 mil.** The **largest inflows** derived from Other Financial Intermediaries except insurance corporations & pension funds (€39.08 million) and Deposit-taking Corporations (€12.09 million), while the **largest outflows** derived from Institutions and bodies of the European Union (€15.83 million), Non-MMF Investment Funds (€14.39 million) and Money Market Funds (MMFs) (€2.37 million).

Greek investors were net sellers by €19.77 million, with **largest outflows** which related to Households (€14.93 million), Other Financial Intermediaries except insurance corporations & pension funds (€8.15 million), Money Market Funds (MMFs) (€3.74 million), Deposit-taking Corporations (€1.51 million) and **largest inflows** which related to Non-MMF Investment Funds (€7.00 million) and Non-Financial Corporations (€1.49 million).

Foreign investors in January 2019 accounted for 61.4% of the transactions' value (in the previous month they realized 57.5%, while in January 2018 they had accounted for 50.9% of the transactions' value).

Greek Retail investors (households) in January 2019 accounted for 17.0% of the transactions' value (in the previous month they realized 16.9% of the transactions' value, while in January 2018 they had accounted for 22.5% of the transactions' value). (see Chart 3)

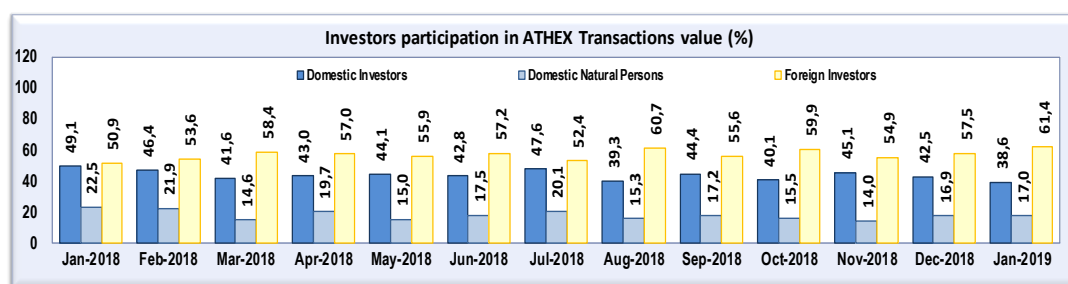


Chart 3

Investors' Participation in the Athens Stock Exchange

The participation of foreign investors in the capitalization of the Greek Exchange at the end of the month -if HFSF participation was included- would account to **63.8% from 63.3%** that was at the end of December 2018, **increased by 0.8%**. If HFSF participation was not included the percentage would account to 64.8% from 64.6% that was at the end of December 2018. At the end of January 2018, foreign investors' participation was 63.7% (with the HFSF participation) and 66.5% (without the HFSF participation). (see chart 4).

The **Greek investors** at the end of the month held **36.2%** of the total capitalization of the ATHEX listed stocks.

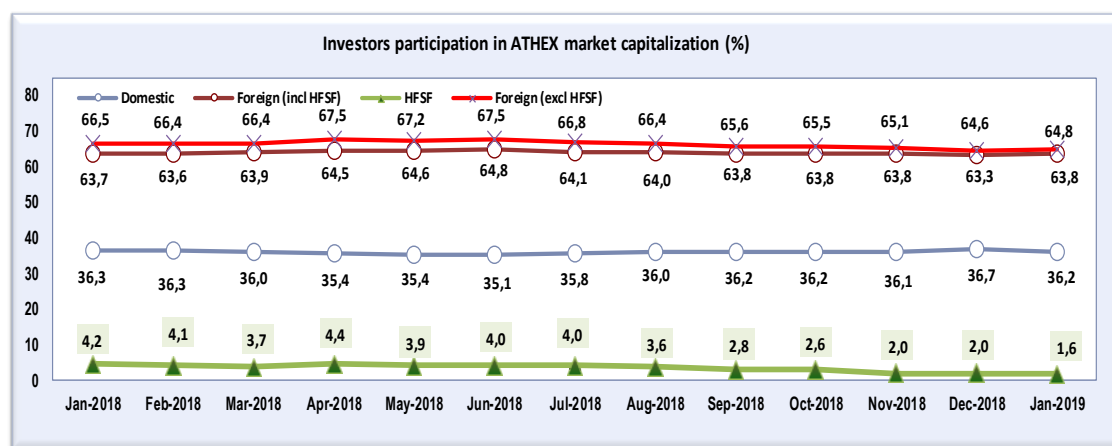


Chart 4

Important Note: In the chart above the percentage that remains refers to Other Not Identified Investors and it is below 2%.

For more information:

I. Chorianopoulou, Tel. 210 3366 565, e-mail: I.Chorianopoulou@athexgroup.gr

Athens Exchange Publications

Visit the relevant [link](#).

Tel: 210 33 66 565, E-mail: Information-Services-Dpt@athexgroup.gr



About Athens Exchange Group

The **Athens Stock Exchange** since its establishment in 1876, consistently participate in the financial and business developments in the country.

Athens Exchange Group (ATHEX Group), provides support to the Greek Capital Market. ATHEX Group operates the organized Equities and Derivatives markets, the alternative market and performs clearing and settlement of trades.

The Athens Stock Exchange, through its markets, offers solutions and financing tools to businesses, expands investor choice by providing a safe, stable and easy environment in full alignment with Foreign practices and the European regulatory framework. It has held the ISO 22301:2012 Foreign standard for Business Continuity, for all its companies, including all its operations as well as the products & services it provides.

In a period that the role of stock markets in exploring alternative ways of financing business, at a European level, is significantly enhanced, the Athens Exchange Group has taken a series of initiatives to highlight the attractiveness of the Greek Capital Market and the Greek companies to the Foreign investment community and expand the variety of investment opportunities.

Its shares are traded on the Main Market of the Athens Stock Exchange (Symbol: EXAE).

The profiles of the ATHEX Group and its markets can be downloaded from the [link](#). More information can be found in the website www.athexgroup.gr.
